

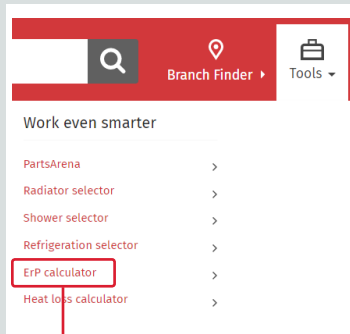


## Using the ErP Calculator

### Why?

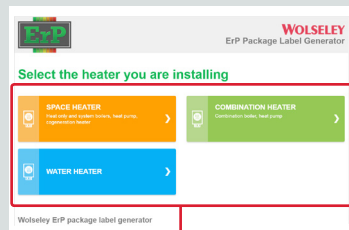
Our FREE ErP package label generator is a simple way of creating energy efficiency labels for heating systems in compliance with current legislation. This provides you an opportunity to 'upsell' by switching to higher rated products and takes the labour out of labelling.

1



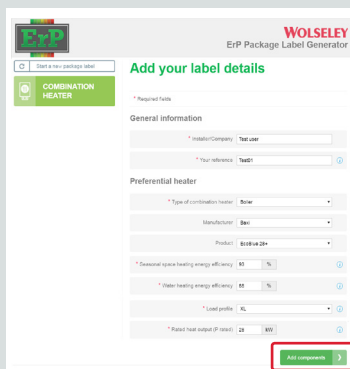
Click 'ErP Calculator' from the 'Tools' drop down menu  
Then 'Try our ErP Calculator now'

2



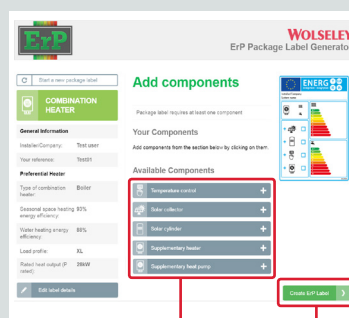
Select the heater you are installing

3




Enter the details then click 'Add components'

4



Select and add relevant additional components  
Then click 'Create ErP label'

5



The ErP package label and fiche (datasheet) are displayed

### Top tips

You have to be logged in to use the calculator

Available on mobile.  
Click 'Configure' to save the tools your use most frequently to your mobile homepage shortcuts

Details are found on the individual component label or fiche

The package label and fiche (datasheet) can now be printed or saved to the computer/device as a PDF

