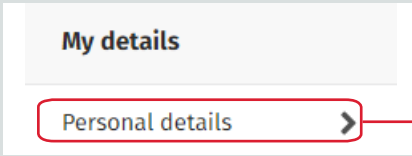


## Setting your preferred branch

**Why?** Preferred branch means that every time you log in, you can quickly see stock availability in your preferred branch, at any time.

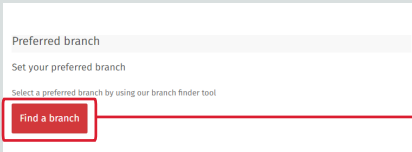
 **Top tips**

1



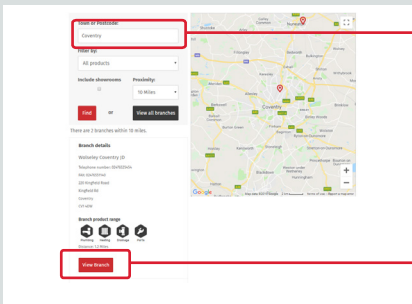
Once you are logged in, click on 'My Account', then 'Personal details'

2



Click 'Find a branch'

3

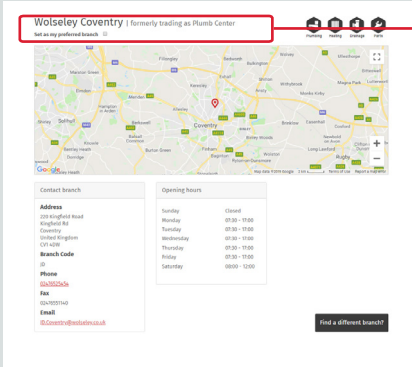


Type in the postcode or town where you want your preferred branch to be set and click 'Find'



This will display the closest branches. Click 'View branch' for the branch you want

4



Tick the box to set as preferred branch

You can still check stock anywhere and select any branch for collection. Any delivery orders will be sent from the nearest delivery branch, not the preferred branch