

NEW AND IMPROVED FROM SENTINEL®

RAPID-DOSE™

now with
FREE
DOSING ADAPTOR



No Mess • No Fuss • Easy Application

www.sentinel-solutions.net

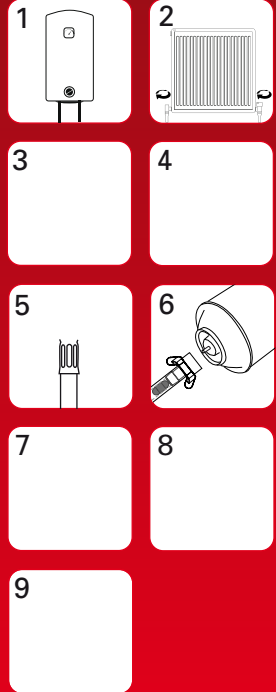
SENTINEL®
EXPERTS IN ENERGY EFFICIENCY

Dosing via boiler fill loop

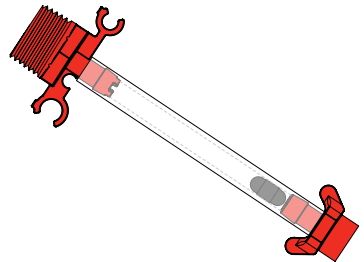
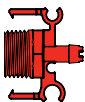
Use via fill loop

Assemble adaptor as below

1. Turn boiler off, only work on cooled system (pressure below 2.3bar) and cover any damageable surfaces
2. Close filling loop valves
3. Ensure the rubber bullet is next to the can actuator
4. Connect the dosing adaptor to the filling loop hose ensuring dosing occurs into system and not mains water feed
5. Open the system valve, dependent upon the type of valve, water may flow into the tube; the rubber bullet will seal the tube
6. Screw the Rapid-Dose can onto the can actuator, dosing will commence (you will see the rubber bullet shooting forwards)
7. When dosing has finished close the valve (doses in approx 30 secs)
8. Unscrew the adaptor from fill loop hose
9. Reinstate the fill loop hose onto the system and flush the chemical into the boiler



- Ensure the system is clear of blockages before this product is used
- Contents of the can are under pressure and will discharge when attached to the can actuator
- Sentinel will not be held responsible for the misuse of this product



RAPID-DOSE™ questions

How quickly does RAPID-DOSE™ dose a system?

RAPID-DOSE™ quickly and safely discharges the contents of the can into the system within approximately 30 seconds. The overall installation process is completed in less than 5 minutes making this system the quickest and easiest way to dose a central heating system.

Do I need to drain my system down and allow cooling before use?

No. The pressurised canister of RAPID-DOSE™ has been specifically designed so that it will overcome the pressure within the heating system so no system drain down is required saving on installation time. It is advised that the system is left to cool before use.

Do I have to release the heating system pressure before dosing the product?

Generally, there is no need to release the system pressure or even to draw off water. It is only necessary to release the pressure when it exceeds 2.3 bar.

Do I need an adapter to dose my heating system with RAPID-DOSE™?

Yes. The new RAPID-DOSE™ now comes with a FREE disposable adaptor to accommodate all situations associated with a central heating system, such as fill loop adaptors; radiator dosing point kit and vent pin adaptor making this an all in one easy to use product.

The upgraded RAPID-DOSE™ is still fully compatible with original dosing tool kit.

Can I re-use the free dosing adapter?

Yes. The free dosing adaptor is re-useable if required, however every can comes with a new adaptor attached to the lid.

New and improved Sentinel RAPID-DOSE™

**MAKING ADDITION OF WATER TREATMENT
CHEMICALS FAST, EASY AND 100% CLEAN**

The fastest and easiest way to dose a central heating system with Sentinel's X-Range chemicals.

- Doses a system in approx. 30 seconds
- Simple installation in less than 5 minutes; saving time on-site
- Able to see dosing process with FREE clear dosing tube
- 100% clean application - back check valve prevents leakage

Available in X100, X200, X400 and Leak Sealer

No Mess • No Fuss • Easy Application



Sentinel Performance Solutions Ltd | The Heath Business & Technical Park | Runcorn | Cheshire | WA7 4QX | T. 01928 588 330 | F. 01928 588 368

www.sentinel-solutions.net

*Sentinel™ is a registered trademark of Sentinel Performance Solutions Ltd. All logos and images are copyright of Sentinel Performance Solutions Ltd. No copying, duplication or reproduction of the images and logos is permitted without permission from Sentinel Performance Solutions Ltd.